

This practice test is designed to introduce your student to the mechanics of taking the TerraNova Grade 1 test when ordered through FLO, and to give your student an idea of the kinds of questions the test will contain. The practice test can be given a day or two in advance of the actual testing. It is not timed.

## Examiner’s Manual

The examiner’s manual is what you as the parent or proctor will be saying to the student as they are taking the test. Read at a moderate, steady pace and make sure the student has your attention and understands what they are asked to do.

## Answer Sheet for Student

The answer sheet is where your student will mark an answer for each question. Use a #2 pencil. The bubbles on the answer sheet should be filled in completely. Place the answer sheet alongside the Practice Test and remind the student to mark only on the answer sheet.

## Practice Test for Student

The TerraNova Grade 1 Practice Test includes questions for Reading and Language Arts, Mathematics, Science, Social Studies, Word Analysis, Vocabulary, and Mathematics Computation. Print and staple these pages together. Place alongside the answer sheet opposite of the student’s dominant writing hand when taking the practice test.

## Answer Key

When finished, compare the student’s answers with the answer key and go over questions that were marked wrong. Ask the student if they feel comfortable with the test taking process. If more practice is needed (for example, the student keeps marking the answers on the practice test and not the answer sheet), print out the practice test and answer sheet pages again and retake.



### TEST TAKING TIPS FOR THE STUDENT

1. **Relax.** It’s natural to get nervous about tests. Just do your best and try not to worry. You got this!
2. **Listen and read carefully.** Listen carefully when directions are being read to you. Read all the directions carefully on the test. Ask your proctor to explain any directions you don’t understand.
3. **Plan your time.** While this practice test is not timed, the actual test is. Listen to the amount of time given for a test section and use that time well. Answer the questions you are sure of first, and be careful to not take too long on any one question.
4. **Think.** It’s okay to not know an answer to a question right away. Take some time to think. Rule out answer choices that you know are wrong and choose from the ones that are left.
5. **Stay positive.** Some questions will be hard to answer and others will be easy. Just do your best!

*“Intelligence plus character –  
that is the true goal of education.”*

MARTIN LUTHER KING

## Reading and Language Arts

**#1-3 SAY:** Read the story about Ryan. After you read the story, use it to answer the questions for Numbers 1 through 3. Mark your answers on your answer sheet.

**#4 SAY:** We are going to do some work with capital letters. For Number 4, read the sentence and decide which part, if any, needs a capital letter. If no capital letters are missing, fill in the circle that goes with the word “None.” Mark the answer on your answer sheet.

**#5 SAY:** We are going to do some work with punctuation marks. For Number 5, read the sentence and look at the punctuation marks below the sentence. Decide which punctuation mark, if any, has been left out of the sentence. If one of the punctuation marks is needed, fill in the circle for that mark. If no punctuation mark is needed, fill in the circle that goes with the word “None.” Mark the answer on your answer sheet.

**#6 SAY:** For Number 6, read the sentences. Find the sentence that has the correct capitalization and punctuation. Mark the answer on your answer sheet.

**#7 SAY:** Read the sentence and find the words that best complete the sentence. Mark your answer on your answer sheet.

**#8 SAY:** Read the sentence and then read the words below the sentence. Find the word that can take the place of the underlined words. Mark the answer on your answer sheet.

**#9 SAY:** Look at the story for Number 9. One sentence is missing. Read the story and the sentences below the story. Find the sentence that should go where you see the blank line to complete the story. Mark the answer on your answer sheet.

## Mathematics

**SAY:** Sandy went to a Sea Aquarium while visiting her Grandma. She made this graph to represent how many of each sea animal they saw. Use the graph to answer the questions.

**#1 SAY:** For Number 1, look at the graph. Find the picture of the animal they saw four of. Find the number on your answer sheet and mark it there.

**#2 SAY:** For Number 2, look at the graph again. Find how many Seahorses and Sea Turtles they saw in all. Mark the answer on your answer sheet.

**#3 SAY:** Look at the figures for Number 3. Which of these is a square? Mark the answer on your answer sheet.

**#4 SAY:** Look at Number 4. Daisy used some stars with two different shapes for her picture. Which number sentence tells how many stars she used in all? Mark the answer on your answer sheet.

**#5 SAY:** For Number 5, look at the shapes. Find the shape that can be folded on the dotted line so that the parts match. Notice the number below the shape. Mark the answer on your answer sheet.

**#6 SAY:** Look at Number 6. The number of children at the playground is less than 50 but greater than 42. Which of these could be the number of children at the playground? Mark the answer on your answer sheet.

## Science

**#1 SAY:** For Number 1, find the animal that lives on land. Find the number for that answer on your answer sheet and mark it there.

**#2 SAY:** Look at the pictures for Number 2. Find the picture of something that you use to measure the temperature outside. Find the number for that answer on your answer sheet and mark it there.

**#3 SAY:** For Number 3, look at the pictures of parts of your body. Find the part that helps you know when something smells good. Find the number for that answer on your answer sheet and mark it there.

## Social Studies

**#1 SAY:** For Number 1, find the animal that provides eggs. Find the number for that picture on your answer sheet and mark it there.

**#2 SAY:** Look at the pictures for Number 2. Which picture shows land most likely to get snow? Find the number for that picture and mark the answer on your answer sheet.

**#3 SAY:** Look at the pictures for Number 3. Which picture shows the kind of ship the Pilgrims came to America on? Find the number for that picture and mark the answer on your answer sheet.

## Word Analysis

**#1 SAY:** Look at the words for Number 1. Find the word that has the same beginning sound as “bell.” Mark the answer on your answer sheet.

**#2 SAY:** For Number 2, notice that part of each word is underlined. The underlined part is the beginning sound. Look at the words for Number 2. Find the word that has the same beginning sound as “grand.” Mark the answer on your answer sheet.

**#3 SAY:** Now you will listen for ending sounds. Look at the words for Number 3. Find the word that has the same ending sound as “well.” Mark the answer on your answer sheet.

**#4 SAY:** Notice that part of each word for Number 4 is underlined. The underlined part is the ending sound. Find the word that has the same ending sound as “melt.” Mark the answer on your answer sheet.

**#5 SAY:** Now you will listen for vowel sounds (middle sounds). Look at the words for Number 5. Find the word that has the same vowel sound as “smart.” Mark the answer on your answer sheet.

**#6 SAY:** For Number 6, listen to this sentence: “Sam opened the door.” Look at the words for Number 6. Find the word “door.” Mark the answer on your answer sheet.

## Vocabulary

**#1 SAY:** For Number 1, look at the words. Find the word that names “something you can eat.” Mark the answer on your answer sheet.

**#2 SAY:** For Number 2, find the word that has about the same meaning as the underlined word. Mark the answer on your answer sheet.

**#3 SAY:** Now you are going to find a word that has been left out of a story. The story will help you understand what the missing word should be. Listen carefully. “Sally has a soccer ball. She (blank) it across the yard.” Find the word that is missing and mark it on your answer sheet.

## Mathematics Computation

**Note:** Calculators are NOT permitted on this test. Do provide scratch paper for calculations.

**#1 - 3 SAY:** For Numbers 1 through 3 you are going to do some addition problems. Look at each problem and look at the numbers next to the problem. Find the answer to each problem and fill in the circle for that answer on your answer sheet.

**#4 - 6 SAY:** For Numbers 4 through 6 you be doing some subtraction problems. Look at each problem and look at the numbers next to the problem. Find the answer to each problem and fill in the circle for that answer on your answer sheet.

**Reading and Language Arts**

- |  |   |
|--|---|
| <p>1. <input type="radio"/> go for a walk<br/> <input type="radio"/> ride his bike<br/> <input type="radio"/> play ball</p> <p>2. <input type="radio"/> he was tired<br/> <input type="radio"/> he was sick<br/> <input type="radio"/> he hurt his leg</p> <p>3. <input type="radio"/> his brother<br/> <input type="radio"/> his sister<br/> <input type="radio"/> his mom</p> <p>4. i went   to the library.    None<br/> <input type="radio"/>                    <input type="radio"/>                    <input type="radio"/></p> <p>5. <input type="radio"/> .            <input type="radio"/> ?            <input type="radio"/> None</p> | <p>6. <input type="radio"/> sam lost his ball.<br/> <input type="radio"/> Lisa found the ball<br/> <input type="radio"/> The ball is black and white.</p> <p>7. <input type="radio"/> brown and white<br/> <input type="radio"/> and his tail<br/> <input type="radio"/> must be heavy</p> <p>8. <input type="radio"/> it<br/> <input type="radio"/> her<br/> <input type="radio"/> him</p> <p>9. <input type="radio"/> Dave will go to the park.<br/> <input type="radio"/> Dave had fun.<br/> <input type="radio"/> Dave went to a store.</p> |
|--|---|

**Mathematics Concepts & Applications**

- |   |
|---|
| <p>1.    1        2        3        4<br/> <input type="radio"/>        <input type="radio"/>        <input type="radio"/>        <input type="radio"/></p> <p>2.    2        3        5        6<br/> <input type="radio"/>        <input type="radio"/>        <input type="radio"/>        <input type="radio"/></p> <p>3.    1        2        3        4<br/> <input type="radio"/>        <input type="radio"/>        <input type="radio"/>        <input type="radio"/></p> <p>4.    1        2        3        4<br/> <input type="radio"/>        <input type="radio"/>        <input type="radio"/>        <input type="radio"/></p> <p>5.    1        2        3        4<br/> <input type="radio"/>        <input type="radio"/>        <input type="radio"/>        <input type="radio"/></p> <p>6.    50       41       40       44<br/> <input type="radio"/>       <input type="radio"/>       <input type="radio"/>       <input type="radio"/></p> |
|---|

| Science |                            |                            |                            | Social Studies |                            |                            |                            |
|---------|----------------------------|----------------------------|----------------------------|----------------|----------------------------|----------------------------|----------------------------|
| 1.      | 1<br><input type="radio"/> | 2<br><input type="radio"/> | 3<br><input type="radio"/> | 1.             | 1<br><input type="radio"/> | 2<br><input type="radio"/> | 3<br><input type="radio"/> |
| 2.      | 1<br><input type="radio"/> | 2<br><input type="radio"/> | 3<br><input type="radio"/> | 2.             | 1<br><input type="radio"/> | 2<br><input type="radio"/> | 3<br><input type="radio"/> |
| 3.      | 1<br><input type="radio"/> | 2<br><input type="radio"/> | 3<br><input type="radio"/> | 3.             | 1<br><input type="radio"/> | 2<br><input type="radio"/> | 3<br><input type="radio"/> |

| Word Analysis |  |  |   |                               |
|---------------|--|--|---|-------------------------------|
| 1.            | barn<br><input type="radio"/>          | head<br><input type="radio"/>          | make<br><input type="radio"/>           | deal<br><input type="radio"/> |
| 2.            | <u>bro</u> ad<br><input type="radio"/> | gr <u>i</u> n<br><input type="radio"/> | gl <u>i</u> de<br><input type="radio"/> |                               |
| 3.            | bird<br><input type="radio"/>          | bet<br><input type="radio"/>           | catch<br><input type="radio"/>          | sell<br><input type="radio"/> |
| 4.            | pel <u>t</u><br><input type="radio"/>  | wish<br><input type="radio"/>          | bol <u>d</u><br><input type="radio"/>   |                               |
| 5.            | make<br><input type="radio"/>          | bat<br><input type="radio"/>           | rack<br><input type="radio"/>           | mark<br><input type="radio"/> |
| 6.            | help<br><input type="radio"/>          | door<br><input type="radio"/>          | draw<br><input type="radio"/>           | soar<br><input type="radio"/> |

**Vocabulary**

1.    book        flower        truck        apple
2.     run  
       fasten  
       write  
       divide
3.     licked  
       smelled  
       touched  
       kicked

**Mathematics Computation**

1.     7  
       10  
       12  
       13
2.     70  
       67  
       77  
       87
3.     9  
       8  
       11  
       10
4.     0  
       1  
       11  
       10
5.     11  
       7  
       8  
       9
6.     42  
       43  
       45  
       51

**Reading and Language Arts**

Ryan wanted to play ball. He went to Jake’s house to ask him to come out and play. Jake’s mom said he had a cold and was in bed. So Ryan went home and played ball with his brother Aidan.

1. What did Ryan want to do?
  - go for a walk
  - ride his bike
  - play ball
  
2. Why was Jake still in bed?
  - he was tired
  - he was sick
  - he hurt his leg
  
3. Who did Ryan play with?
  - his brother
  - his sister
  - his mom
  
4. i went | to the library. None
  -
  
5. Did you see the rainbow
  - .             ?             None
  
6.  sam lost his ball.
  - Lisa found the ball
  - The ball is black and white.
  
7. The dog’s fur is \_\_\_\_\_ .
  - brown and white
  - and his tail
  - must be heavy



8. Have you seen my sister?

- it
- her
- him

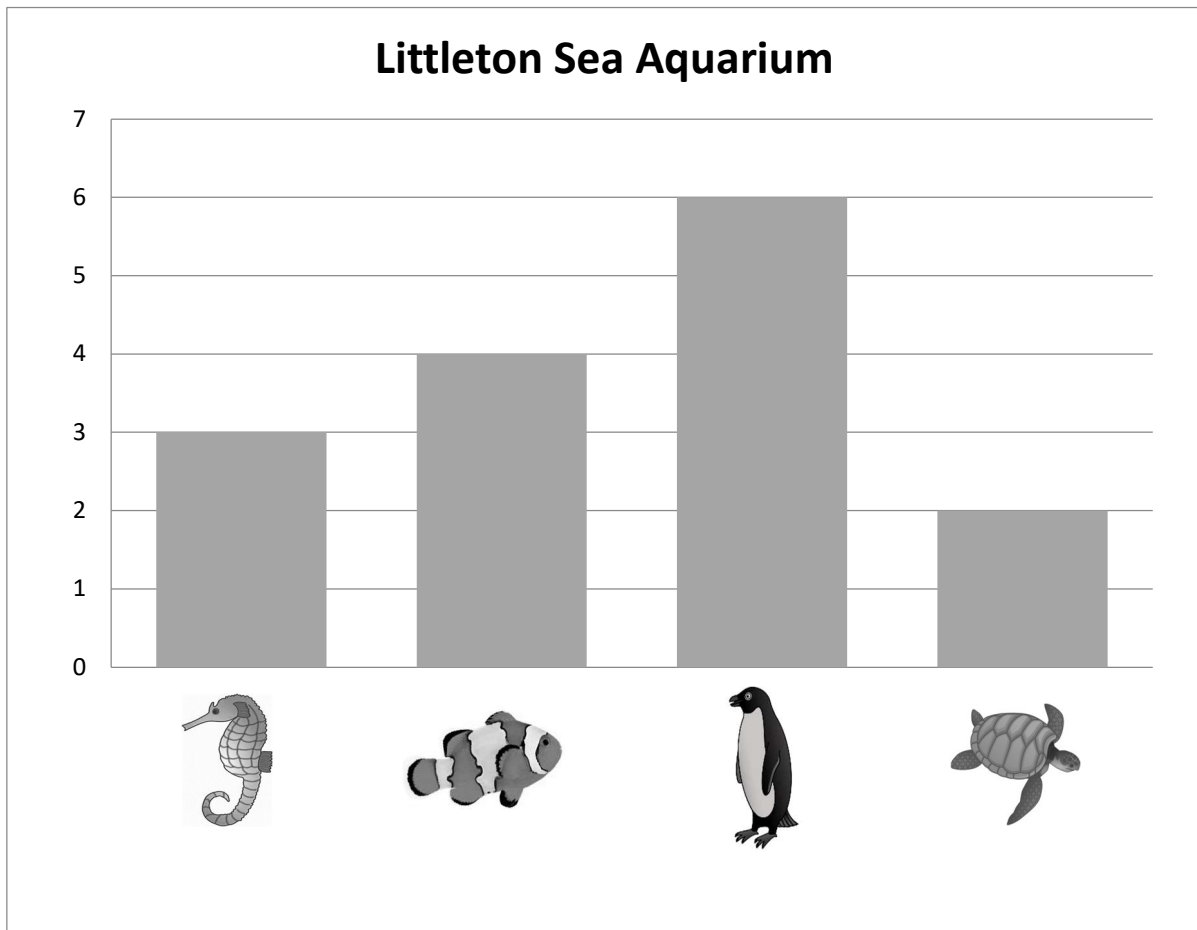
9. Dave went to the park.

He played on the swings with his friends.

\_\_\_\_\_.

- Dave will go to the park.
- Dave had fun.
- Dave went to a store.

Mathematics



1.



1



2



3



4

2.

2  
O

3  
O


5  
O

6  
O


3.




1



2




3



4

4.



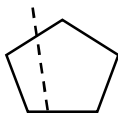
$5 + 6 = 11$   
1

$6 - 5 = 1$   
2

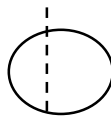
$4 + 5 = 9$   
3

$11 - 5 = 6$   
4

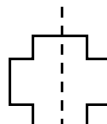
5.



1



2



3



4


6.

Is less than 50.  
Greater than  
42.

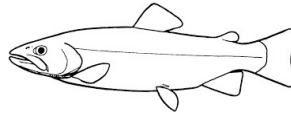
- 50      41      40      44
- 

Science


1.



1

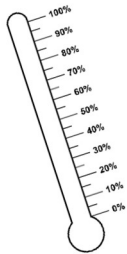


2

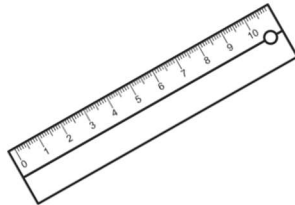


3

2.



1



2



3

3.



1




2



3

Social Studies


1.



1




2




3

2.



1



2




3

3.



1



2



3

**Word Analysis**

1. barn      head      make      deal
2. broad      grin      glide
3. bird      bet      catch      sell
4. pelt      wish      bold
5. make      bat      rack      mark
6. help      door      draw      soar

**Vocabulary**

1. book      flower      truck      apple
2. to attach  
     run  
     fasten  
     write  
     divide
3. Sally has a soccer ball.  
    She \_\_\_\_\_ it across the yard.  
     licked  
     smelled  
     touched  
     kicked

**Mathematics Computation**

1.  $7 + 5 =$

- 7
- 10
- 12
- 13

2.  $45 + 22 =$

- 70
- 67
- 77
- 87

3.  $6 + 3 + 1 =$

- 9
- 8
- 11
- 10

4.  $11 - 11 =$

- 0
- 1
- 11
- 10

5.  $15 - 7 =$

- 11
- 7
- 8
- 9

6.  $67 - 24 =$

- 42
- 43
- 45
- 51

## Reading and Language Arts

- 1 - play ball
  - 2 - he was sick
  - 3 - his brother
  - 4 - i went
  - 5 - ?
  - 6 - The ball is black and white.
  - 7 - brown and white
  - 8 - her
  - 9 - Dave had fun.
- 

## Mathematics

- 1 - 2
  - 2 - 5
  - 3 - 1
  - 4 - 1
  - 5 - 3
  - 6 - 44
- 

## Science

- 1 - 3
- 2 - 1
- 3 - 3

## Social Studies

- 1 - 1
  - 2 - 3
  - 3 - 1
- 

## Word Analysis

- 1 - barn
  - 2 - grin
  - 3 - sell
  - 4 - pelt
  - 5 - mark
  - 6 - door
- 

## Vocabulary

- 1 - apple
  - 2 - fasten
  - 3 - kicked
- 

## Mathematics Computation

- 1 - 12
- 2 - 67
- 3 - 10
- 4 - 0
- 5 - 8
- 6 - 43