

This practice test is designed to introduce your student to the mechanics of taking the TerraNova Grade 2 test when ordered through FLO, and to give your student an idea of the kinds of questions the test will contain. The practice test can be given a day or two in advance of the actual testing. It is not timed.

Examiner's Manual

The examiner's manual is what you as the parent or proctor will be saying to the student as they are taking the test. Read at a moderate, steady pace and make sure the student has your attention and understands what they are asked to do.

Answer Sheet for Student

The answer sheet is where your student will mark an answer for each question. Use a #2 pencil. The bubbles on the answer sheet should be filled in completely. Place the answer sheet alongside the Practice Test and remind the student to mark only on the answer sheet.

Practice Test for Student

The TerraNova Grade 2 Practice Test includes questions for Reading and Language Arts, Mathematics, Science, Social Studies, Word Analysis, Vocabulary, Language Mechanics, Spelling, and Mathematics Computation. Print and staple these pages together. Place alongside the answer sheet opposite of the student's dominant writing hand when taking the practice test.

Answer Key

When finished, compare the student's answers with the answer key and go over questions that were marked wrong. Ask the student if they feel comfortable with the test taking process. If more practice is needed (for example, the student keeps marking the answers on the practice test and not the answer sheet), print out the practice test and answer sheet pages again and retake.



TEST TAKING TIPS FOR THE STUDENT

1. **Relax.** It's natural to get nervous about tests. Just do your best and try not to worry. You got this!
2. **Listen and read carefully.** Listen carefully when directions are being read to you. Read all the directions carefully on the test. Ask your proctor to explain any directions you don't understand.
3. **Plan your time.** While this practice test is not timed, the actual test is. Listen to the amount of time given for a test section and use that time well. Answer the questions you are sure of first, and be careful to not take too long on any one question.
4. **Think.** It's okay to not know an answer to a question right away. Take some time to think. Rule out answer choices that you know are wrong and choose from the ones that are left.
5. **Stay positive.** Some questions will be hard to answer and others will be easy. Just do your best!

"Educating the mind without educating the heart is no education at all."

ARISTOTLE

Reading and Language Arts

#1-3 SAY: This part is about reading and understanding stories. For Numbers 1-3, read the story. Then read the questions below the story. For each question, find the best answer and mark it on your answer sheet.

#4 SAY: For Number 4, read the sentence. Then read the words below the sentence. Find the word or words that best completes the sentence. Mark the answer on your answer sheet.

#5 SAY: Read the sentences for Number 5. Find the sentence that is complete and written correctly. Mark the answer on your answer sheet.

#6 SAY: Look at the story for Number 6. One sentence is missing. Read the story and the sentences below the story. Then find the sentence that should go where you see the blank line to complete the story. Mark the answer on your answer sheet.

Mathematics

SAY: Sandy went to a Sea Aquarium while visiting her Grandma. She made this graph to represent how many of each sea animal they saw. Use the graph to answer the questions.

#1 SAY: For Number 1, look at the graph. How many more penguins did they see than turtles? Find the number for that answer on your answer sheet and mark it there.

#2 SAY: For Number 2, look at the number sentences. Which of these does not equal 10? Mark the answer on your answer sheet.

#3 SAY: Look at Number 3 in your book and listen: Andy had 27 stars. He gave Dan 6 stars and then Martin gave Andy 2 stars. How many stars does Andy have left? Mark the answer on your answer sheet.

#4 SAY: For Number 4, look at the scrolls. Which of these scrolls is the shortest? Find the number and mark in on your answer sheet.

#5 SAY: For Number 5, look at the figures. Which of them shows a circle with an arrow pointing up? Mark the answer on your answer sheet.

#6 SAY: For Number 6, look at the numbers. Find the number with a 5 in the tens place. Mark the answer on your answer sheet.

Science

#1 SAY: Look at the pictures for Number 1. Find the picture that shows something in the liquid state. Mark the answer on your answer sheet.

#2 SAY: Look at the pictures for Number 2. Find the object in space that is furthest from the sun. Mark the answer on your answer sheet.

#3 SAY: Look at the words for Number 3. Which part of the plant do the leaves grow on? Mark the answer on your answer sheet.

Social Studies

#1 SAY: Look at the pictures for Number 1. Find the picture that shows where laws are made. Mark the answer on your answer sheet.

#2 SAY: Look at the pictures for Number 2. Find the picture that shows a picture of celebrating Independence Day (4th of July). Mark the answer on your answer sheet.

#3 SAY: Look at Number 3 and listen: “I help transport goods across the country. Who am I? Am I a farmer, a factory worker, a ship captain, or a truck driver?” Mark the answer on your answer sheet.

Word Analysis

#1 SAY: Read the word with the underlined part. Then look at the other words for Number 1. Find the word that has the same vowel sound (or middle sound) as the underlined part. Mark the answer on your answer sheet.

#2 SAY: Number 2 is about contractions. A contraction is a shortened way to write two words. Read the underlined word, the contraction. Then read the four answer choices. Find the answer that tells what the underlined word means. Mark the answer on your answer sheet.

#3 SAY: Number 3 is about root words (base words). A root word is a word from which other words are made. Read the underlined word. Then find the root word of the underlined word. Mark the answer on your answer sheet.

#4 SAY: Number 4 is about suffixes. A suffix is the letter or letters added to the end of a word to make a new word. Find the suffix of the underlined word. Mark the answer on your answer sheet.

Vocabulary

#1 SAY: Look at the words for Number 1. Find the word that names “somewhere you live.” Mark the answer on your answer sheet.

#2 SAY: For Number 2, read the phrase and look at the underlined word. Then read the words below the phrase and find the word that has about the same meaning as the underlined word. Mark the answer on your answer sheet.



#3 SAY: Read the sentences for Number 3. Each sentence has a blank for a word that is missing. Read the words below the sentences. Find the word that fits in both sentences. Mark the answer on your answer sheet.

Language Mechanics

#1 SAY: For Number 1, read the sentences. Find the sentence that has the correct capitalization and punctuation. Mark the answer on your answer sheet.

SAY: This next part is about capitalization and punctuation of letters.

#2-4 SAY: For Numbers 2 through 4, find the answer choice with the best capitalization and punctuation for each missing part in the letter. Mark the answers on your answer sheet.

Spelling

#1 SAY: Look at Number 1 and read the sentence with the missing word. Then read the words below the sentence. Find the word that is spelled correctly and best completes the sentence. Mark the answer on your answer sheet.

#2 SAY: Look at Number 2 and find the word that is not spelled correctly. If all the words are spelled correctly, mark "All correct." Mark the answer on your answer sheet.

Mathematics Computation

Note: Calculators are NOT permitted on this test. Do provide scratch paper for calculations.

#1-2 SAY: Now you are going to do some addition problems. For Numbers 1 and 2 look at the problems, then look at the numbers below the problems. Use scratch paper if needed and find the answers. Mark the answers on your answer sheet.

#3-5 SAY: Now you are going to do some subtraction problems. Look at the problems for Numbers 3-5 and look at the numbers next to the problems. Find the answers to the problems and mark the answers on your answer sheet. You may use scratch paper if needed.

#6 SAY: Now you will do a multiplication problem. Find the answer to the problem in Number 6. Mark the answer on your answer sheet.

Reading and Language Arts

1. ☐ Anna
☐ Emily
☐ Rachel
2. ☐ costume
☐ birthday
☐ Halloween
3. ☐ wrapped packages
☐ lots of shops
☐ sunny days
4. ☐ closer
☐ closest
☐ most close
☐ more closer
5. ☐ They are come.
☐ Up to the house.
☐ Fun times to have.
☐ We will have a fun time.
6. ☐ We get his favorite ball.
☐ We feed our dog.
☐ We take our dog to the vet.
☐ Our dog takes a nap.

Mathematics

1. ☐ 1 ☐ 5 ☐ 2 ☐ 6
2. $5+5$ 2×5 $3+3+5$ $2+2+2+2+2$
☐ ☐ ☐ ☐
3. 27 23 21 35
☐ ☐ ☐ ☐
4. 1 2 3 4
☐ ☐ ☐ ☐
5. 1 2 3 4
☐ ☐ ☐ ☐
6. 855 568 735 375
☐ ☐ ☐ ☐

Science

1. ☐ 1 ☐ 2 ☐ 3 ☐ 4
2. 1 2 3 4
☐ ☐ ☐ ☐
3. root leaves stem flower
☐ ☐ ☐ ☐

Social Studies

1. 1 2 3 4
 ☐ ☐ ☐ ☐
2. 1 2 3 4
 ☐ ☐ ☐ ☐
3. ☐ a farmer
 ☐ a factory worker
 ☐ a ship captain
 ☐ a truck driver

Word Analysis

1. moon shown salon cow
 ☐ ☐ ☐ ☐
2. should wait should get should not should it
 ☐ ☐ ☐ ☐
3. tiple ple mul multi
 ☐ ☐ ☐ ☐
4. ster roast er aster
 ☐ ☐ ☐ ☐

Vocabulary

1. store house party shelf
 ☐ ☐ ☐ ☐
2. clever dull choice strong
 ☐ ☐ ☐ ☐
3. ☐ wash
 ☐ yard
 ☐ park
 ☐ back

Language Mechanics

1. ☐ we went to the store
☐ To the store we go
☐ The store is a fun place to go!
☐ Do you like going to the store
2. ☐ may 1 2018
☐ May 1, 2018
☐ may 1, 2018
☐ May 1 2018
3. ☐ dear sam,
☐ Dear Sam
☐ Dear sam,
☐ Dear Sam,
4. ☐ your Friend,
☐ your friend,
☐ Your Friend
☐ Your friend,

Spelling

1. ☐ hury ☐ hurry
☐ hurrie ☐ hurrey
2. ☐ bleu sky
☐ every one
☐ beautiful day
☐ All correct

Mathematics Computation

1. ☐ 132
☐ 142
☐ 152
☐ 162
2. ☐ 384
☐ 484
☐ 394
☐ 494
3. ☐ 29
☐ 25
☐ 24
☐ 20
4. ☐ 29
☐ 39
☐ 26
☐ 31
5. ☐ 159
☐ 139
☐ 141
☐ 149
6. ☐ 34
☐ 12
☐ 7
☐ 20

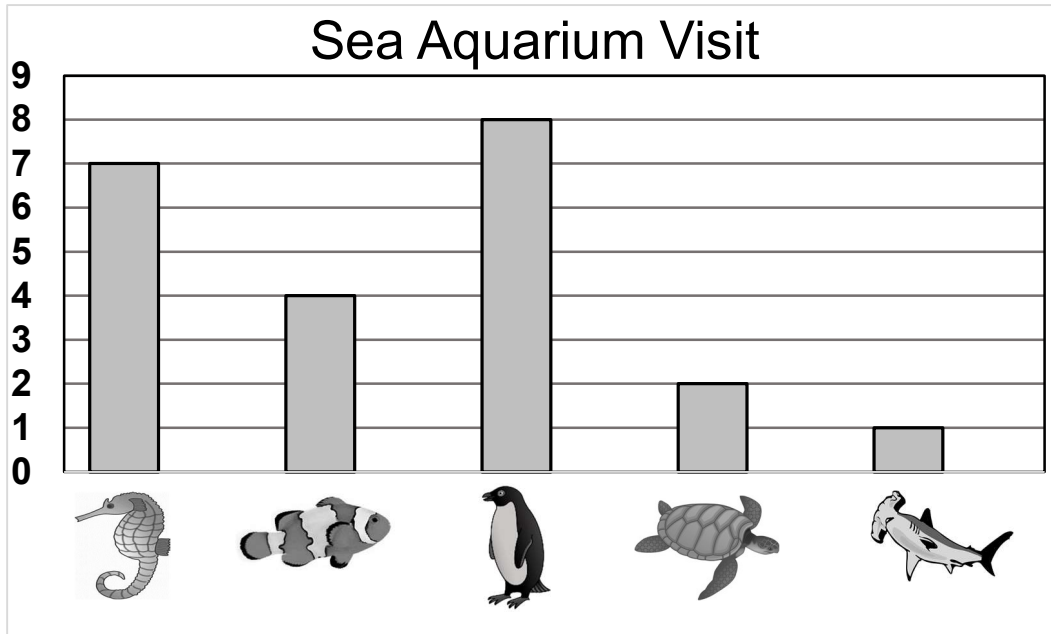
Reading and Language Arts

Emily combed her hair and brushed her teeth as she rushed to get ready for Rachel's party. She grabbed the pretty package wrapped with a big, pink bow and ran to the car.

On the way, Emily's mom drove by lots of shops. There were stores, bake shops, pet shops, and even a bicycle shop. Emily wished she had time to walk along this street and take a closer look in all the shop windows.

1. Who was having the party?
 - ☐ Anna
 - ☐ Emily
 - ☐ Rachel
2. What kind of party do you think it was?
 - ☐ costume
 - ☐ birthday
 - ☐ Halloween
3. What did Emily want to take a closer look at?
 - ☐ wrapped packages
 - ☐ lots of shops
 - ☐ sunny days
4. That is the _____ door.
 - ☐ closer
 - ☐ closest
 - ☐ most close
 - ☐ more closer
5.
 - ☐ They are come.
 - ☐ Up to the house.
 - ☐ Fun times to have.
 - ☐ We will have a fun time.
6. Sometimes we play with our dog.
 _____ . We
 throw the ball across the yard.
 - ☐ We get his favorite ball.
 - ☐ We feed our dog.
 - ☐ We take our dog to the vet.
 - ☐ Our dog takes a nap.

Mathematics



1. 1 5 2 6
 ☐ ☐ ☐ ☐


2. 5+5 2×5 3+3+5 2+2+2+2+2
 ☐ ☐ ☐ ☐

3.


Andy had 27 ★
 Andy gave Dan 6 ★
 Martin gave Andy 2 ★

 27 23 21 35
 ☐ ☐ ☐ ☐


4.




5.




1



2



3



4

6.

855
O

568
O

735
O

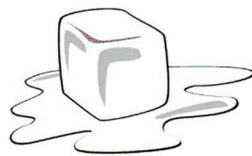
375
O

Science


1.



1



2



3



4


2.



1



2



3



4

3.

root

☐

leaves

☐

stem

☐

flower

☐


Social Studies

1.



Post Office

1



Police

2



Government

3



Hospital

4

2.



1



2



3



4

3. I help transport goods across the country. Who am I?

- ☐ a farmer
- ☐ a factory worker
- ☐ a ship captain
- ☐ a truck driver

Word Analysis

1. doubt

moon
O

shown
O

salon
O

cow
O

2. shouldn't

should wait
O

should get
O

should not
O

should it
O

3. multiple

tiple
O

ple
O

mul
O

multi
O

4. roaster

ster
O

roast
O

er
O

aster
O

Vocabulary

1. store house party shelf
O O O O

2. smart idea

clever
O

dull
O

choice
O

strong
O

3. We had to _____ the car.
Lisa and Sam took their dog
for a walk in the _____.

O wash

O yard

O park

O back

Language Mechanics

1. ☐ we went to the store
☐ To the store we go
☐ The store is a fun place to go!
☐ Do you like going to the store

(3)

(2)

The party was so much fun! Thank you for letting us all
come to celebrate at your house.

(4)

Lily

- | | | |
|---|--|--|
| 2. <input type="radio"/> may 1 2018
<input type="radio"/> May 1, 2018
<input type="radio"/> may 1, 2018
<input type="radio"/> May 1 2018 | 3. <input type="radio"/> dear sam,
<input type="radio"/> Dear Sam
<input type="radio"/> Dear sam,
<input type="radio"/> Dear Sam, | 4. <input type="radio"/> your Friend,
<input type="radio"/> your friend,
<input type="radio"/> Your Friend
<input type="radio"/> Your friend, |
|---|--|--|

Spelling

1. We are in a _____.
☐ hury ☐ hurry
☐ hurrie ☐ hurrey
2. ☐ bleu sky
☐ every one
☐ beautiful day
☐ All correct

Mathematics Computation

1. $78 + 74 =$

- ☐ 132
- ☐ 142
- ☐ 152
- ☐ 162

2. $145 + 239 =$

- ☐ 384
- ☐ 484
- ☐ 394
- ☐ 494

3. $29 - 5 =$

- ☐ 29
- ☐ 25
- ☐ 24
- ☐ 20

4. $75 - 46 =$

- ☐ 29
- ☐ 39
- ☐ 26
- ☐ 31

5. $675 - 526 =$

- ☐ 159
- ☐ 139
- ☐ 141
- ☐ 149

6. $3 \times 4 =$

- ☐ 34
- ☐ 12
- ☐ 7
- ☐ 20

Reading and Language Arts

- 1 - Rachel
 - 2 - birthday
 - 3 - lots of shops
 - 4 - closest
 - 5 - We will have a fun time.
 - 6 - We get his favorite ball.
-

Mathematics

- 1 - 6
 - 2 - $3+3+5$
 - 3 - 23
 - 4 - 4
 - 5 - 2
 - 6 - 855
-

Science

- 1 - 3
 - 2 - 2
 - 3 - stem
-

Social Studies

- 1 - 3
 - 2 - 1
 - 3 - a truck driver
-

Word Analysis

- 1 - cow
- 2 - should not
- 3 - multi
- 4 - er

Vocabulary

- 1 - house
 - 2 - clever
 - 3 - park
-

Language Mechanics

- 1 - The store is a fun place to go!
 - 2 - May 1, 2018
 - 3 - Dear Sam,
 - 4 - Your friend,
-

Spelling

- 1 - hurry
 - 2 - bleu
-

Mathematics Computation

- 1 - 152
- 2 - 384
- 3 - 24
- 4 - 29
- 5 - 149
- 6 - 12