

This practice test is designed to introduce your student to the mechanics of taking the TerraNova Kindergarten test when ordered through FLO, and to give your student an idea of the kinds of questions the test will contain. The practice test can be given a day or two in advance of the actual testing. It is not timed.

Examiner's Manual

The examiner's manual is what you as the parent or proctor will be saying to the student as they are taking the test. Read at a moderate, steady pace and make sure the student has your attention and understands what they are asked to do.

Answer Sheet for Student


The answer sheet is where your student will mark an answer for each question. Use a #2 pencil. The bubbles on the answer sheet should be filled in completely. Place the answer sheet alongside the Practice Test and remind the student to mark only on the answer sheet.

Practice Test for Student

The TerraNova Kindergarten Practice Test includes questions for Reading, Language Arts, and Mathematics. Print and staple these pages together. Place alongside the answer sheet opposite of the student's dominant writing hand when taking the practice test.

Answer Key

When finished, compare the student's answers with the answer key and go over questions that were marked wrong. Ask the student if they feel comfortable with the test taking process. If more practice is needed (for example, the student keeps marking the answers on the practice test and not the answer sheet), print out the practice test and answer sheet pages again and retake.



TEST TAKING TIPS FOR THE STUDENT

1. **Relax.** It's natural to get nervous about tests. Just do your best and try not to worry. You got this!
2. **Listen and read carefully.** Listen carefully when directions are being read to you. Read all the directions carefully on the test. Ask your proctor to explain any directions you don't understand.
3. **Plan your time.** While this practice test is not timed, the actual test is. Listen to the amount of time given for a test section and use that time well. Answer the questions you are sure of first, and be careful to not take too long on any one question.
4. **Think.** It's okay to not know an answer to a question right away. Take some time to think. Rule out answer choices that you know are wrong and choose from the ones that are left.
5. **Stay positive.** Some questions will be hard to answer and others will be easy. Just do your best!

*"When the atmosphere encourages learning,
the learning is inevitable."*

ELIZABETH FOSS

Reading and Language Arts

SAY: Listen carefully while I read you a story.

Sam and Hannah’s mom took them to the aquarium. The first animals they saw were the penguins. Then they went to a large tank. It had sea turtles and colorful fish swimming around.

#1 SAY: Look at the pictures for Number 1. What picture shows the first animal they saw? Find the number for that answer on your answer sheet and mark it there.

#2 SAY: Look at the pictures for Number 2. What picture shows the place where the sea animals come from? Find the number for that answer on your answer sheet and mark it there.

#3 SAY: Look at the picture for Number 3. Find the sentence that tells what the picture shows. Fill in the circle by that sentence on your answer sheet.

#4 SAY: Now you will listen for beginning sounds. Look at the pictures for Number 4. Find the one that has the same beginning sound as “pig.” Find the number on your answer sheet and fill in the circle.

#5 SAY: Now you will look for a word. Look at the words for Number 5. Sam and Hannah got wet from the splash pond. Find the word “wet” and fill in the circle under the word on your answer sheet.

#6 SAY: Now you will listen for some ending sounds. Look at the pictures for Number 6. Find the one that has the same ending sound as “cat”. Find the number on your answer sheet and fill in the circle.

#7 SAY: Now you will find words that rhyme. Look at Number 7 on your answer sheet. Find the word that rhymes with “pig.” Fill in the circle under that word on your answer sheet.

#8 SAY: For Number 8, you are to find the picture that shows the missing word in this sentence. I will say “blank” for the missing word. Look at the pictures for Number 8. “Donny saw a (blank) at the farm. “Find the number on your answer sheet and fill in the circle.

#9 SAY: For Number 9, look at the pictures. Find the picture that shows “the cat playing.” Find the number on your answer sheet and fill in the circle.

#10 SAY: For Number 10, look at the words. Find the word that names “something you wear.” Mark the answer on your answer sheet.

#11 SAY: For Number 11, listen carefully. “We are going to the store. We got in our (blank).” Mark the answer on your answer sheet.

Mathematics

#1 SAY: For Number 1, look at the box. There were seven birds in the tree. Two birds flew away. How many birds are left in the tree? Find the answer on your answer sheet and mark it there.

#2 SAY: Look at Number 2. Sally wants to use some beads to make a necklace. The strands of beads come in different sizes. Which is the longest strand of beads? Find the number for that answer and mark it on your answer sheet.

#3 SAY: For Number 3, look at the coins. Find the coin that is worth exactly 5 cents. Mark the answer on your answer sheet.

SAY: Joy's mom took her for an afternoon walk in the Little City Park. She made a graph of the things she saw on the walk. You will use this graph to answer some questions.

#4 SAY: For Number 4, look at the graph. Which of these did Joy see the fewest of? Mark the answer on your answer sheet.

#5 SAY: For Number 5, look at the graph. Which of these did Joy see "four" of? Mark the answer on your answer sheet.



Reading and Language Arts

1. ☐ 1 ☐ 2 ☐ 3
2. ☐ 1 ☐ 2 ☐ 3
3. ☐ Lisa jumps.
 ☐ Lisa runs.
 ☐ Lisa swings.
4. ☐ 1 ☐ 2 ☐ 3
5. whip wait wet
 ☐ ☐ ☐
6. ☐ 1 ☐ 2 ☐ 3
7. big lid jug
 ☐ ☐ ☐
8. ☐ 1 ☐ 2 ☐ 3
9. ☐ 1 ☐ 2 ☐ 3
10. coat water bird car
 ☐ ☐ ☐ ☐
11. ☐ boat
 ☐ car
 ☐ house

Mathematics


1. ☐ 7 ☐ 5 ☐ 2 ☐ 9
2. ☐ 1 ☐ 2 ☐ 3 ☐ 4
3. ☐ 1 ☐ 2 ☐ 3 ☐ 4
4. ☐ 1 ☐ 2 ☐ 3 ☐ 4
5. ☐ 1 ☐ 2 ☐ 3 ☐ 4

Reading and Language Arts

1.



1



2




3

2.



1



2



3

3.

☐ Lisa jumps.☐ Lisa runs.☐ Lisa swings.


4.



1




2



3

5. whip wait wet
 O O O


6.



1




2



3

7. big lid jug
 O O O

8.



1



2



3

9.



1



2





3

10. coat water bird car
 O O O O

11. We are going to the store.
 We got in our _____.
- O boat
 O car
 O house

Mathematics

1.

There were 7  in the tree.
 2  flew away.

7 5 2 9
O O O O

- 2.

1 

2 

3 

4 

3.



1



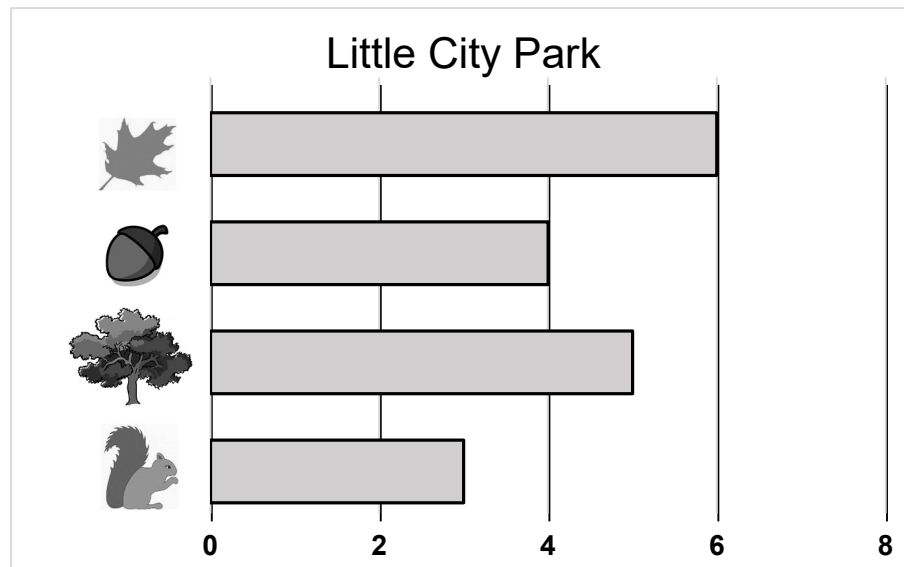
2



3



4



4.



1



2



3



4

5.



1



2



3



4

Reading and Language Arts

- 1 - 3
- 2 - 1
- 3 - Lisa swings
- 4 - 1
- 5 - wet
- 6 - 2
- 7 - big
- 8 - 1
- 9 - 3
- 10 - coat
- 11 - car

Mathematics

- 1 - 5
- 2 - 3
- 3 - 3
- 4 - 4
- 5 - 2